



District Report Card: 2017


State: Uttarakhand	District: Uttarkashi
Class: 5	Subject: Language
Schools: 61	Students: 574


Participation/Coverage


Students

<div>GENDER</div> <div></div>	Boys		Girls	
	Number	%	Number	%
	246	42.86	328	57.14

<div>AREA</div> <div></div>	Rural		Urban	
	Number	%	Number	%
	574	100.00	0	0.00

<div>CATEGORY</div> <div></div>	SC		ST		OBC		GEN	
	Number	%	Number	%	Number	%	Number	%
	230	40.07	9	1.57	325	56.62	10	1.74

<div>CWSN</div> <div></div>	LD	VI	HI	S&LD	ID	Oth
	0	1	1	0	2	1

<div>Management</div> <div></div>	Government		Government-aided	
	Number	%	Number	%
	574	100.00	0	0.00

Average Performance of Students in Language (%)

Overall	Gender		Area		Management		Social Group			
	Male	Female	Rural	Urban	Govt.	Aided	SC	ST	OBC	GEN
57.68	58.35	57.17	57.68	0.00	57.68	0.00	55.25	50.37	59.75	52.67

Performance on Learning Outcomes (LOs)

Learning Outcomes	Description	Average Performance(%)
L504	Reads and comprehends independently storybooks, news items/ headlines, advertisements etc.	55.23
L508	Reads text with comprehension, locates details and sequence of events	58.90

Range of Performance of Students who Answered Correctly							
Below 30%		30% - 50%		50% - 75%		Above 75%	
Number	%	Number	%	Number	%	Number	%
53	9.23	144	25.09	272	47.39	105	18.29

Lowest Performing Learning Outcomes (LOs)

- 1 - Reads and comprehends independently storybooks, news items/ headlines, advertisements etc. (55.23)
- 2 - Reads text with comprehension, locates details and sequence of events (58.90)